


1010K-RC



- power to lift



LOADING GROUP HC1/HD4/B3		1010-K1	1010-K2	1010-K3	1010-K4	1010-K5
Type				K-RC		
TECHNICAL DATA						
Load moment	tm	10.0	9.7	9.4	9.2	9.0
Hydraulic reach	m	5.5	7.5	9.7	11.8	14.0
Slewing torque	kgm			1325		
Slewing angle	°			420		
Working pressure	bar			330		
Weight excl. stabilizer legs	kg	985	1090	1190	1280	1360
Weight of stabilizer legs, standard	kg			160		
Pump performance	l/min			40-70		
Oil tank capacity, separate tank	l			55		
Power consumption	kW			22-38		
GEOMETRY						
Height above mounting surface	mm			2135		
Width, folded	mm			2350		
Length of crane, no extra valves	mm			747		
Length with 2 extra valves in internal hose reel	m			747		
Single Power Plus link arm system				Basic		
Over-bending on crane	°			15		
Hook height 1 m from column	m	2.94	2.84	2.74	2.64	2.54
CONTROL MODE						
Radio remote control of crane				Basic		
Manual operation of stabilizer functions				Basic		
Remote control box with HMF InfoCentre				Option		
Remote control box, linear control levers (L) or joysticks (J)				L / J		
Stand-up controls with bracket for radio remote control box				Option		
Top seat on column with bracket for remote control box				Option		
CONTROLS						
RCL 5300 Safety System				Basic		
Control valve type (RC) for crane operation				Basic		
Control valve type (-h) for operation of stabilizer legs and beams				Basic		
HDL speed adaptation system				Basic		
OPTIONS: HYDRAULIC EQUIPMENT						
Oil cooler				Option		
High-pressure filter				Option		
Hydraulically extensible stabilizer beam				Option		
Multi-coupling for extra valves in hose guides				Option		
Extra valves in hose guides				Option		
Extra valves in hose reels internally in the jib extensions				Option		
2 or 4 available functions for operating the separate traverse				Option		
1500 kg hydraulic hoist on the crane				Option		
55 l oil tank mounted on the crane				Option		
OTHER EQUIPMENT						
Number of manual extensions		1010-K1	1010-K2	1010-K3	1010-K4	1010-K5
Fixed or variable flow pump			1	1	1	1
Work light on crane				Option		
Stabilizer leg, 30°/60° manual swing-up, type R, 0.8-1.3 m				Option		
Manual swing-up stabilizer leg with gas spring				Option		
Biodegradable oil				Option		
Footplate extended 100 mm or 200 mm				Option		



HMF RCL 5300

The system monitors all safety functions and shows the current load moment on the crane.



Minimum Space Requirements

Minimum space requirements give you more space on the truck body - and better economy.



Single Link Arm System

The HMF single Power Plus link arm system has an excellent lifting capacity at long reach and works particularly fast when loading and unloading with grab.



Hoist

A hydraulic hoist provides efficiency for solving of lifting tasks in high positions - also via the Fly-Jib.



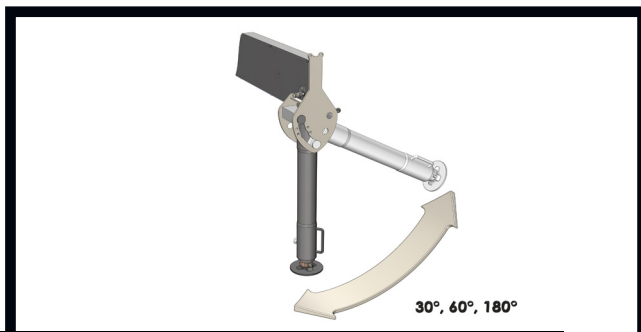
EVS - active Securing of Stability

HMF's patent pending stability safety system, EVS, is continuously taking into account the current load on the vehicle so that crane and truck are in perfect balance. As the system includes the load on the truck body as a part of the tare weight of the vehicle, it means that you actually obtain a considerably larger working area with a load on the truck body - thanks to EVS.



Corrosion and Wear and Tear

All painted surfaces are coated with EQC surface treatment, and all hydraulic pipes are finished with Zistaplex coating. All hydraulic components are coated with a zinc-nickel surface treatment to be able to pass the strict 720 hours salt spray test (EN/ISO 9227 standard), and all parts of stainless steel are corrosion-resistant. This means that all the vital components of the crane comply with corrosion class C4 (marine use), which is an absolute advantage when the crane is driving on the road during winter.



Adaptable Stabilizer Solutions

The stabilizer legs of the crane are to ensure stability - however they still have to be easy to handle and must not take up too much space when not in use. Therefore you can choose between fixed stabilizer legs, manual swing-up stabilizer legs to 180° with gas spring or fully hydraulic swing-up stabilizer legs to 180°. Stabilizer beams can be freely selected as hydraulically extensible or manually extensible, also in connection with the sophisticated EVS stability monitoring.



HMF Radio Remote Control type RC

(Remote Control)

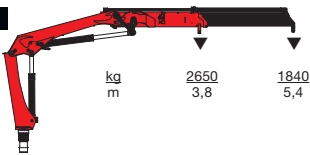
HMF radio remote control provides the operator with all advantages and possibilities for remote control of the crane functions and important safety functions. The crane operator can move in the entire working area and can at any time position himself optimally and safely in relation to the lifting task. The crane is equipped with the HDL system which automatically adapts the crane speed to the working situation when it is exposed to a lot of stress.



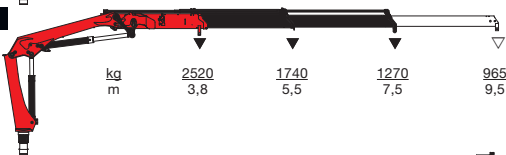
- power to lift

HMF 1010K-RC

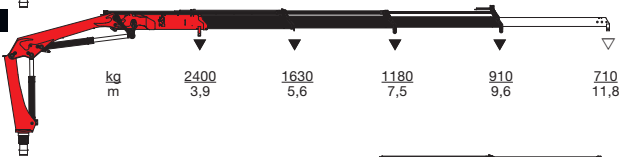
HMF 1010-K1



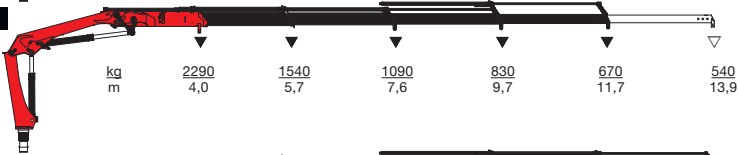
HMF 1010-K2



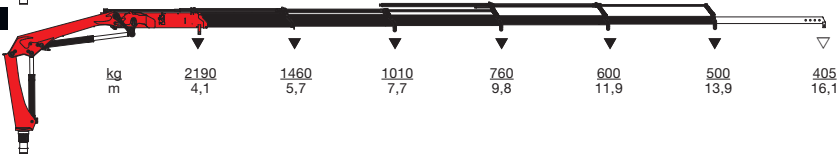
HMF 1010-K3



HMF 1010-K4



HMF 1010-K5



▼ Lifting capacity without manual extensions
 ▽ Lifting capacity with manual extensions



- power to lift
HMF Group A/S

Oddervej 200 · DK-8270 Højbjerg
 Tel.: +45 8627 0800 · Fax: +45 8627 0744 · info@hmf.dk

www.hmf.dk

Z008945-02

We reserve the right to introduce improvements and modifications